


























Costruttore	Modello	Anno	Tonnellaggio	Grammatura	Ø cilindro
	M-L 550	2008	550	1750	80
	Arb720S 3200-2100	2015	320	1000	70
	Arb720S 3200-2100	2011	320	700	60
	Arb630s 2500-1300 eco	2010	250	610	60
	ARB570S 2200-800 (bicomponente)	2012	220	434/38	55/20
	ARB 570C 2000-800	2015	200	440	50
	ARB 570C 2000-800	2013	200	434	50
	ARB 570C 2000-800	2016	200	440	50
	ARB 570C 2000-800	2013	200	440	55
	Arb470c 1600-625	1996	160	350	55
	ARB520S 1600-400/70 (bicomponente)	2015	160	180/35	40/22
	ARB520S 1600-400/70 (bicomponente)	2013	160	180/35	40/22
	ARB520S 1600-400/70 (bicomponente)	2014	160	180/35	40/22
	ARB420c 1300-350	1996	130	150	40
	ARB420c 1300-350	1997	130	150	40
	VC500H/80W/120 Combi (bicomponente)	2010	120	180/38	35/22
	NB V110-360	1999	110	210	40
	ARB420c 1000-350	1995	100	150	40
	ARB420c 1000-350	1999	100	150	40
	ARB420c 1000-350	2004	100	150	40
	ARB420c 1000-350	2004	100	150	40
	ARB420c 1000-350	2004	100	150	40
	ARB370C 800-250	2000	80	120	35
	ARB320C 500-100	2000	50	60	30
	ARB270c 400-90	1994	40	60	30